




المواصفات الفنية لمصعد سرير دو طابقين

Quantity	1
Capacity	1600 kg
Speed	1 m/s
Stops	2
Drive	Electrically controlled and microprocessor drive system
Types of door	Fully automatic side open or center open
Car door	Door panels lined with stainless steel . car door regulated with 3 phase (Acvvvf) drive with door safety device type light curtain
Landing door	All in front Door mounted inside the shaft door panels lined with stainless steel in all floors
Landing operating indication panels	Position indicator , direction arrows and gong at all floors push buttons
Car operation panel (cop)	Include buttons for landing alarm Door open Door close LCD position indicator arrows inter come system . (with 3 terminal (car , control panel and supervision room))
* Sliding guides	For car and counter weight
Features (included)	<ul style="list-style-type: none"> - Over load protection device with audible and visible signal - 2 way intercom system (3 terminal) - Car arrival gong - Emergency light with battery charger - Automatic switch off car light and fan - Maintenance control - Fire emergency operation - Alarm horn - Phase failure - Main floor parking - Ups for lift (to bring the lift to the nearest floor)


C. 18/7/15


C. 18/7/15
م. 5 مؤيد محمد صالح


م. 5 مؤيد محمد صالح

